Sevcik

# School of Violin Technics

## Op. 1, Book 2

### Exercises in the 2d Position.*)

**Before taking up these exercises, the student must have studied op. 8 and op. 9.**

1.

Ausführung:
Execution:



*) Because of their progressive difficulty it is advisable to practise these exercises in the following order: No. 1, 3-5, 12-13, 15-16, 21, 23, 30, 32-33, 35-36, 39; 2, 6-9, 14, 17-18, 22, 26-29, 31, 37; 10-11, 19-20, 28-29, 34, 38, 40-41.

Atlantic Coast Publishing Inc. ©

## 2.



## 3.



Atlantic Coast Publishing Inc. ©

# 4.

Exercises in the 1st and 2d Positions.



Atlantic Coast Publishing Inc. ©

# 5.



Atlantic Coast Publishing Inc. ©



## 6.

### Chord of the Diminished Seventh.

**Hold down the whole notes without playing them.**



Atlantic Coast Publishing Inc. ©



Atlantic Coast Publishing Inc. ©



## 7.

Exercises in All the Keys.



Atlantic Coast Publishing Inc. ©



Atlantic Coast Publishing Inc. ©

## 8.*)

Arpeggios of Different Chords.



*) Play this same exercise in the 3d and 4th positions.
(See No. 33.)

Atlantic Coast Publishing Inc. ©



Atlantic Coast Publishing Inc. ©

# 9.

Chromatic Scale.



Atlantic Coast Publishing Inc. ©

# 10.

Exercises in double-stops, in all keys.



Atlantic Coast Publishing Inc. ©



## 11.

### Exercise on Chords.

Notes and chords in small type are to be played by advanced students.




Atlantic Coast Publishing Inc. ©



Atlantic Coast Publishing Inc. ©

# 12.

Exercises in the 3d Position



Atlantic Coast Publishing Inc. ©

# 13.



Atlantic Coast Publishing Inc. ©



## 14.



Atlantic Coast Publishing Inc. ©

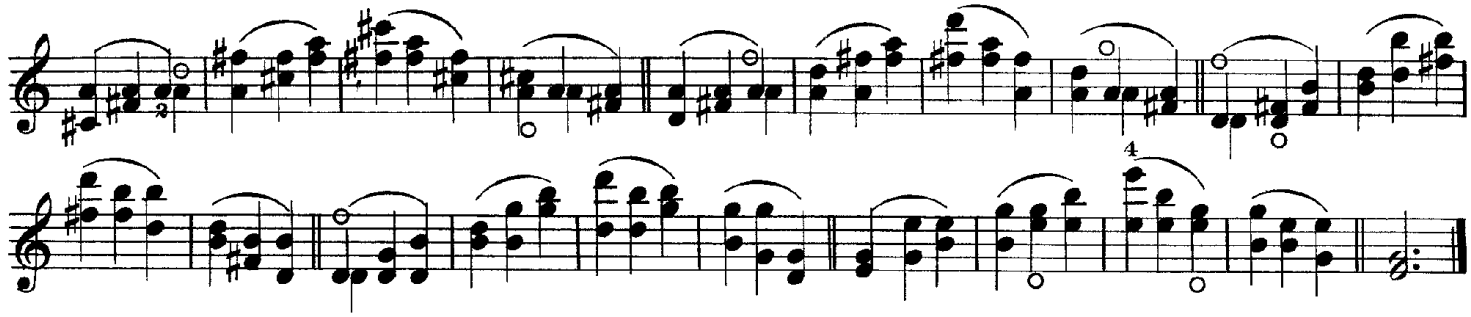

## 15.

Keep the fingers down as long as possible.




Atlantic Coast Publishing Inc. ©

# 16.

Exercises in the 1st and 3d Positions.




Atlantic Coast Publishing Inc. ©

# 17.

Hold down the whole notes without playing them.



Atlantic Coast Publishing Inc. ©



18.



Atlantic Coast Publishing Inc. ©



Atlantic Coast Publishing Inc. ©



Atlantic Coast Publishing Inc. ©



Atlantic Coast Publishing Inc. ©




*) See Note to No. 11.

Atlantic Coast Publishing Inc. ©



## 21.

Exercises in the 4th Position.




Atlantic Coast Publishing Inc. ©



22.



Atlantic Coast Publishing Inc. ©

## 23.



Atlantic Coast Publishing Inc. ©

## 24.

Exercises in the 1st and 4th Positions.



## 25.

Exercises in the 2d and 4th Positions



Atlantic Coast Publishing Inc. ©



## 26.



Atlantic Coast Publishing Inc. ©



## 27.



Atlantic Coast Publishing Inc. ©



Atlantic Coast Publishing Inc. ©



Atlantic Coast Publishing Inc. ©



Atlantic Coast Publishing Inc. ©

## 29 *)




*)See the Note to No. 11.

Atlantic Coast Publishing Inc. ©



## 30.

Exercises in the 5th Position.




Atlantic Coast Publishing Inc. ©



## 31.



Atlantic Coast Publishing Inc. ©



## 32.



Atlantic Coast Publishing Inc. ©



33.

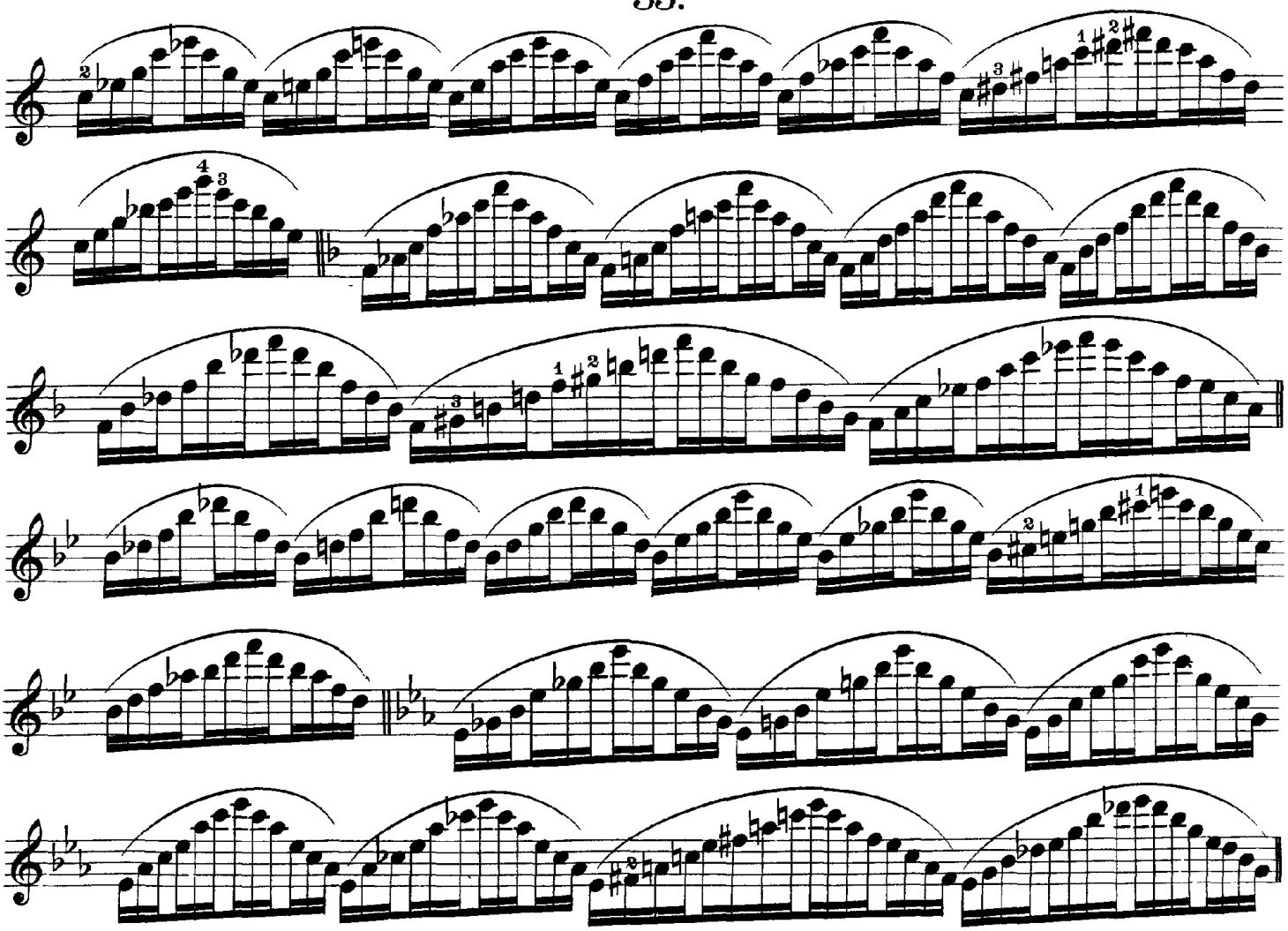

Atlantic Coast Publishing Inc. ©

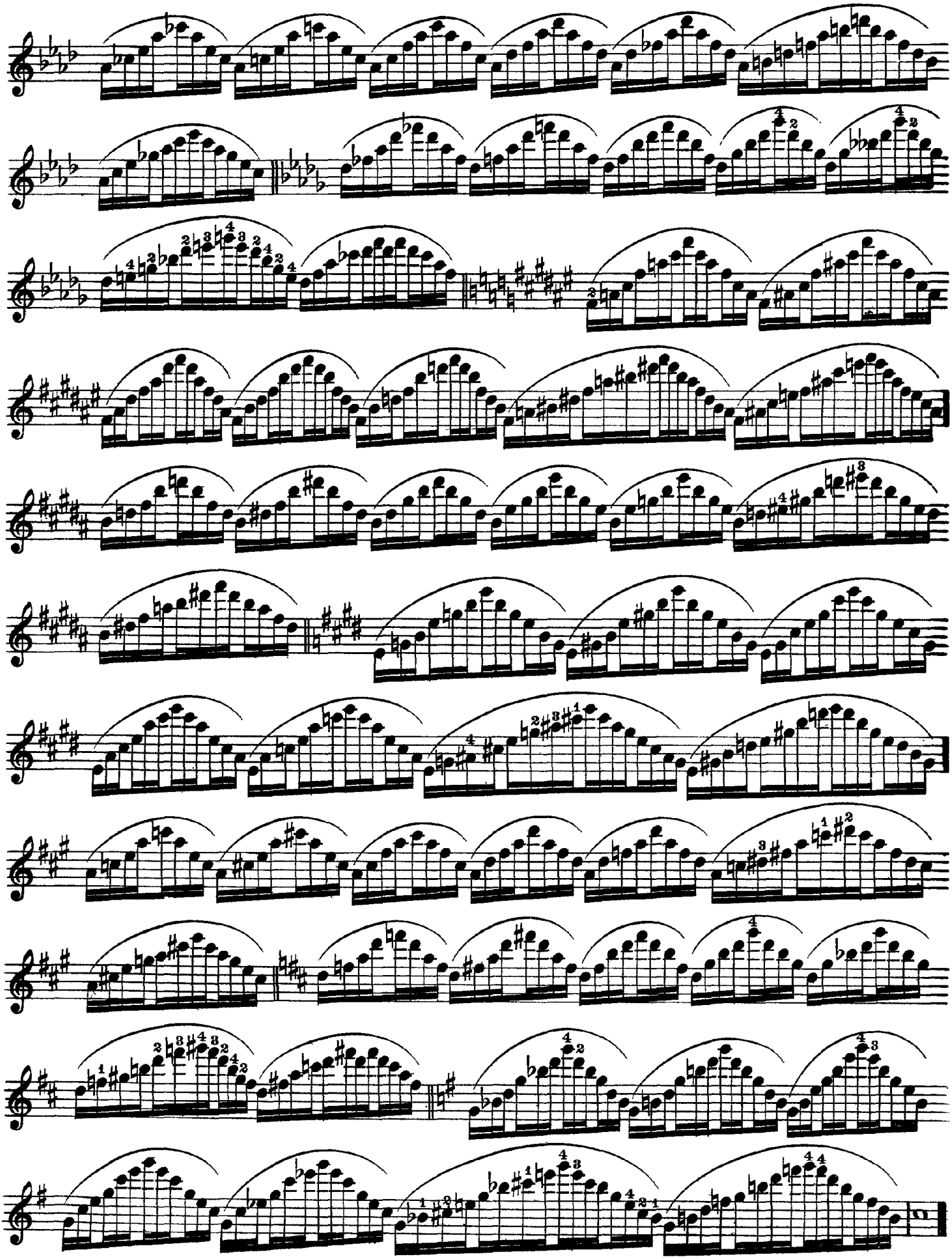

Atlantic Coast Publishing Inc. ©

# 34.




Atlantic Coast Publishing Inc. ©

# 35.

## Exercises in the 6th Position.




Atlantic Coast Publishing Inc. ©

36.




Atlantic Coast Publishing Inc. ©



37.



Atlantic Coast Publishing Inc. ©




Atlantic Coast Publishing Inc. ©

# 39.

Exercises in the 7th Position.




Atlantic Coast Publishing Inc. ©




## 40.




Atlantic Coast Publishing Inc. ©



Atlantic Coast Publishing Inc. ©